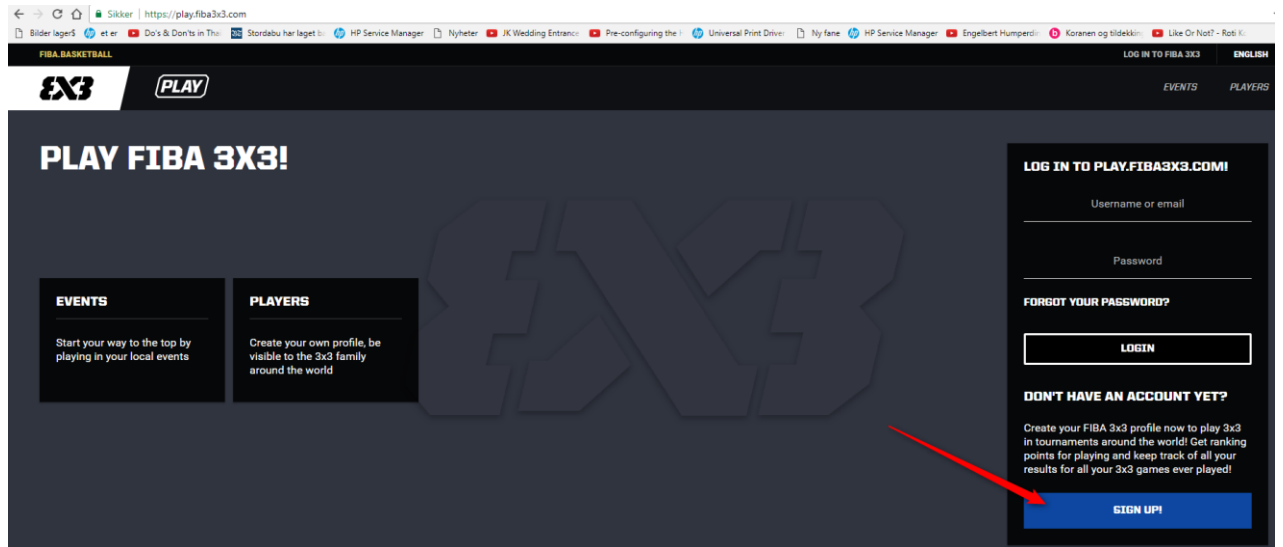


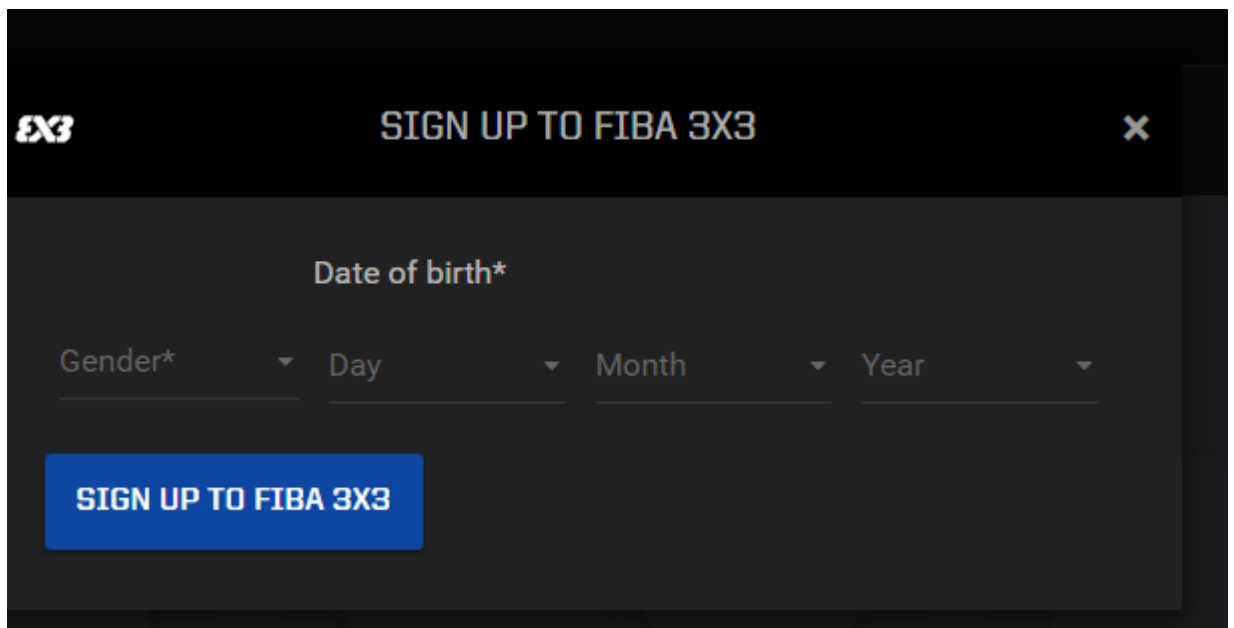


Hvordan registrere brukerkonto for 3X3 turneringer

1. Gå til adressen: <https://play.fiba3x3.com/>
2. Klikk på «SIGN UP»



3. Du vil få opp bildet som vist under.



4. Fyll inn som bildene viser under:

a) Gender: Male/Female (Ditt kjønn)

The screenshot shows a dark-themed form titled "SIGN UP TO FIBA 3X3". Under the heading "Date of birth*", there are four dropdown menus: "Gender*", "Day", "Month", and "Year". The "Gender*" dropdown is currently open, displaying "Male" and "Female" as options. A blue button labeled "SIGN UP TO FIBA 3X3" is visible at the bottom. Red arrows point from the "Date of birth*" label to the "Gender*" dropdown and from the "Male" option to the "Date of birth*" label.

b) Day. (Dagen du ble født)

The screenshot shows the same "SIGN UP TO FIBA 3X3" form. In this view, the "Gender*" dropdown is closed and shows "Male". The "Day" dropdown menu is open, displaying a list of numbers from 1 to 8. The number "8" is highlighted in blue. A blue button labeled "SIGN UP TO FIBA 3X3" is visible on the left. Red arrows point from the "Date of birth*" label to the "Day" dropdown and from the "8" option to the "Date of birth*" label.

c) Month (Måneden du ble født)

EX3 SIGN UP TO FIBA 3X3

Date of birth*

Male 8 July Year

SIGN UP TO FIBA 3X3

Month
January
February
March
April
May
June
July

d) Year (Året du ble født)

EX3 SIGN UP TO FIBA 3X3

Date of birth*

Male 8 July Year

SIGN UP TO FIBA 3X3

1978
1977
1976
1975

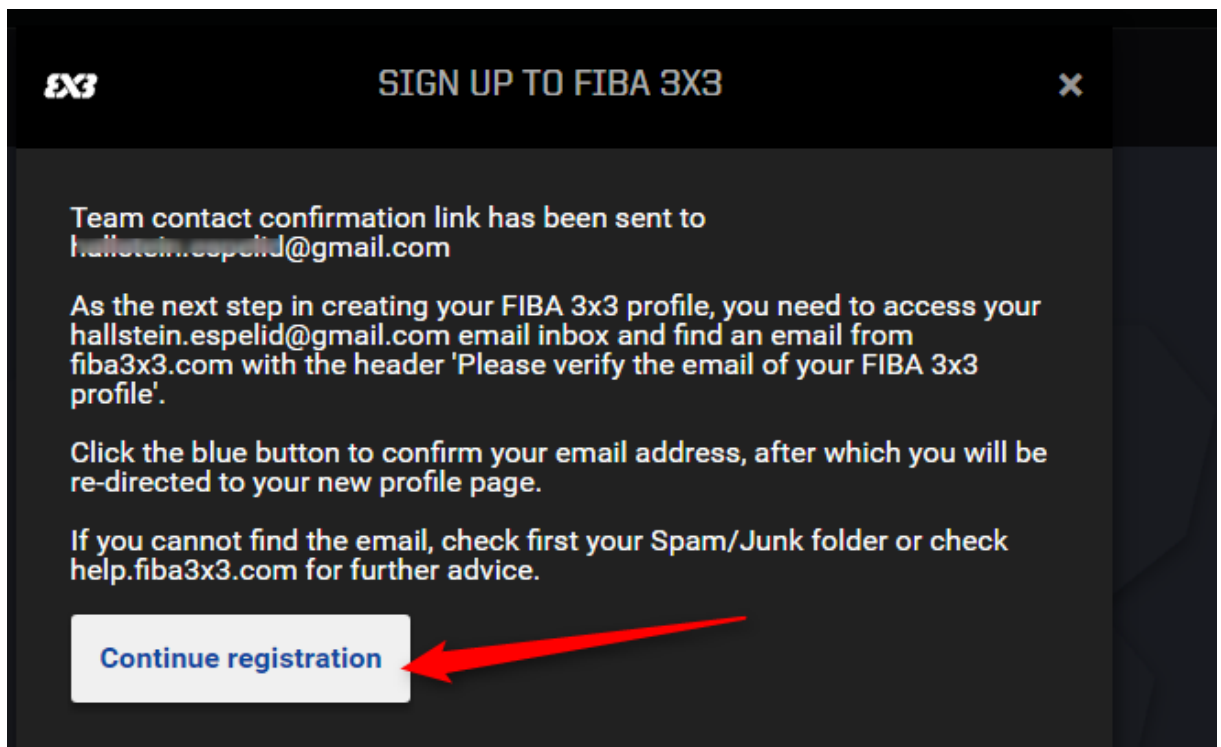
5. Siden vil nå utvide seg. Fyll da ut punktene som vist under med:

1. First name / Fornavn
2. Last name / Etternavn
3. Country / Land
4. Hometown / Hjemmby
5. Email / Epost
6. Phone number / Telefon nummer
7. Password / Passord
8. Hak av for at du aksepterer villkårene.
9. Trykk knappen «SIGN UP FIBA 3X3»

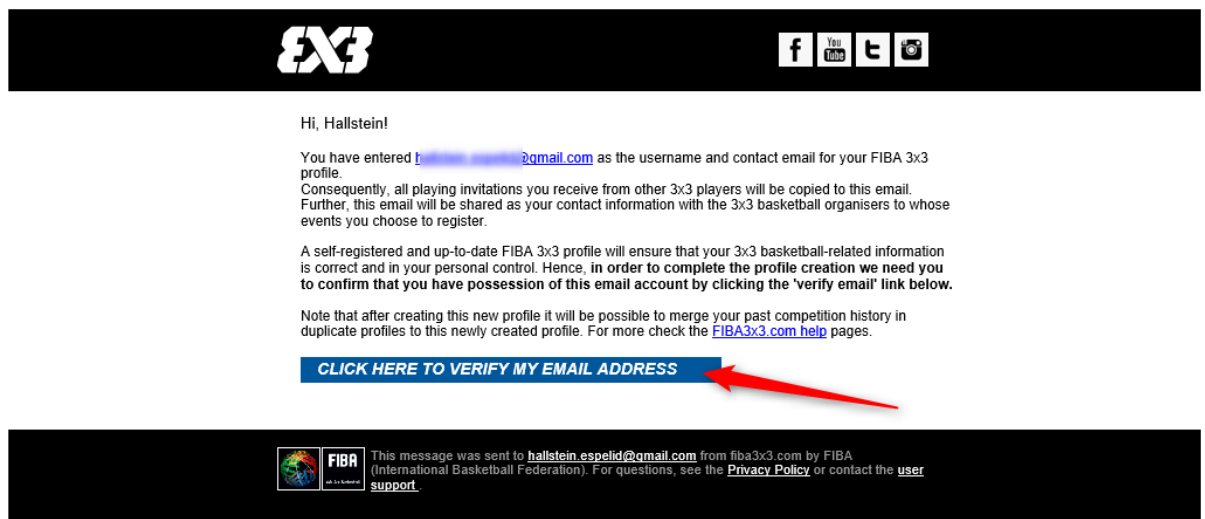
The image shows a mobile application interface for signing up to FIBA 3X3. The form is titled "SIGN UP TO FIBA 3X3" and includes the following fields and elements:

- Date of birth*:** A dropdown menu showing "Male", "8", "July", and "1977".
- First name*:** A text input field containing "Hallstein" (annotated with 1).
- Last name*:** A text input field containing "Espelid" (annotated with 2).
- Hometown*:** A search input field containing "Norway" (annotated with 3) and "Bergen" (annotated with 4).
- Email*:** A text input field containing "[redacted]@gmail.com" (annotated with 5).
- Phone number*:** A text input field containing "9 [redacted] 750" (annotated with 6).
- Password*:** A text input field containing "*****" (annotated with 7).
- Terms and Conditions:** A checkbox (annotated with 8) followed by the text "* I accept the FIBA 3x3 Terms and Conditions and Privacy Policy".
- Submit Button:** A blue button labeled "SIGN UP TO FIBA 3X3" (annotated with 9).

6. Du får nå et bilde som vist under. Trykk «Continue registration»



7. Du skal nå ha mottatt en mail fra Fiba. Gå inn på den og klikk «Click here to verify email address»



8. Når du har gjort det skal du komme til siden nederst. Har du gjort det så har du opprettet konto hos FIBA:

Congratulations. You now have an active FIBA 3x3 profile

Remember to take good care of the password and keep all your contact information up-to-date, as this one profile will be used across all of your 3x3 activity, from playing to organising events.

With this profile you can:

As a player:

- Locate and register to FIBA 3x3 endorsed events around the world
- Find new opponents to play against or new players to team up with
- Win [FIBA 3x3 Individual World Ranking points](#) by playing at FIBA 3x3 endorsed events
- See all your competition history in [one place](#)

As an Organiser:

- Access the freeware [3x3 Event Maker](#), helping you to manage everything in your event, from managing player registrations to calculating competition results
- Create registration, result and live scoring widgets to your own web site
- Promote your events to the [play.fiba3x3.com event directory](#)

For further tips on managing your profile, from merging duplicate profiles to setting up organiser accounts, check out the [fiba3x3.com user support pages](#).

